

Signify Classified - Internal
Cooper Lighting Solutions Photometric Lab
1121 Highway 74 South
Peachtree City, GA 30269



Scaled data based on original data using
LM-79-08 Approved Method: Electrical and Photometric Measurements of Solid-
State Lighting Products

Test Report Prepared for
Cooper Lighting Solutions
(formerly Eaton)

Brand: STREETWORKS

Report Number: P867442

Luminaire Tested: **MEM2-HTN-SA-40-730-U-T1**

Issue Date: 08/21/2024

Test Information

Test Method: LM-79-08
Report Number: P867442
Test Lab: INNOVATION CENTER(G3)
Issue Date: 08/21/2024
Manufacturer: COOPER LIGHTING SOLUTIONS (FORMERLY EATON)
Product Line: STREETWORKS
Catalog Number: MEM2-HTN-SA-40-730-U-T1
Description: EPIC MODERN TALL HOUSING DISCRETE LED ARRAYS 40W 70CRI 3000K
FITXURE w/ TYPE 1 DISTRIBUTION OPTIC
Light Source: (10) 3000K CCT, 70 CRI LEDS
Ballast/Driver: ELECTRONIC DRIVER

Summary

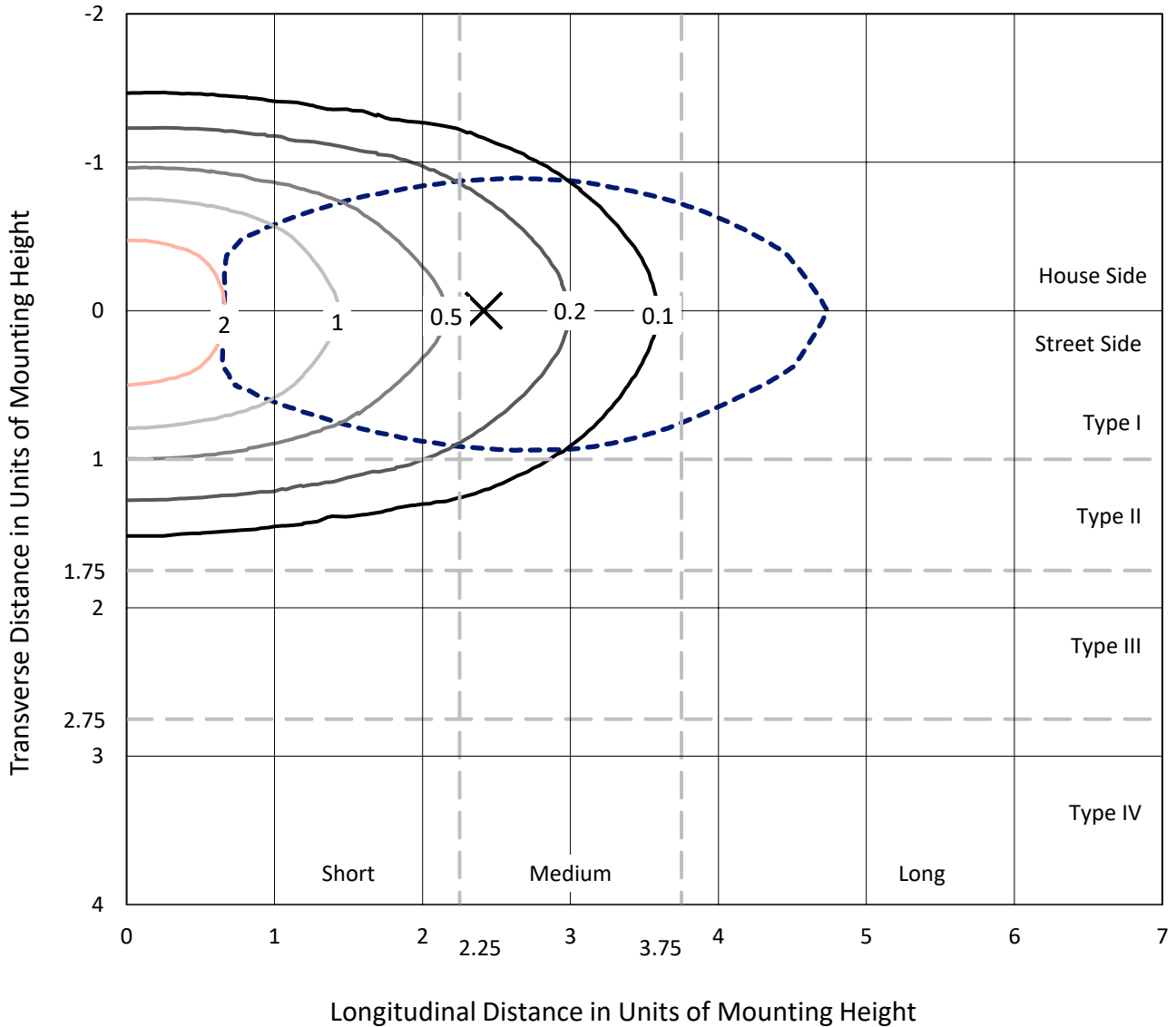
Lumens per Lamp: N/A
Luminaire Lumens: 4853.1 lumens
Efficiency: N/A
Efficacy: 148.0 lumens/watt
Luminous Opening: Rectangular (W 0.33' x L: 0.33' x H: 0')
IES Classification: Type I - Short
BUG Rating: B2 - U0 - G2

Input Watts (W): 32.8
Input Voltage (V): 120
Input Current (A_{in}): NR
Voltage Rise (V): NR
Power Factor: 0.99
Total Harmonic Distortion (THDi): 9.76%
Frequency (hertz): 60
Stabilization Time: NR
Operation Time: NR
Ambient Temperature (°C): NR
Test Distance: 24 FT

REPORT NUMBER: P867442
 CATALOG NUMBER: MEM2-HTN-SA-40-730-U-T1

Iso-Footcandle Lines of Horizontal Illumination

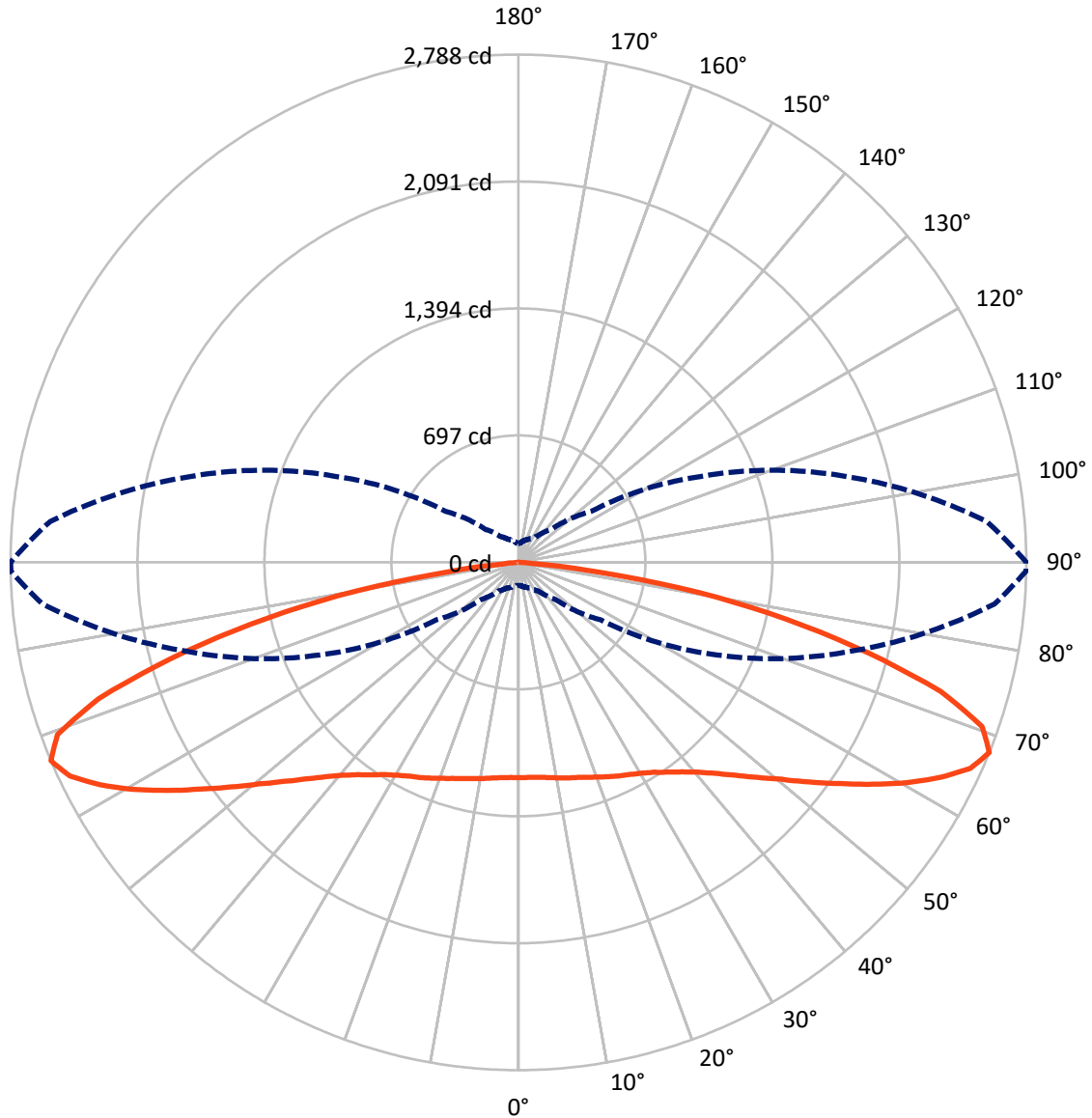
× Max cd
 - - - 1/2 Max cd



Based on 20 foot mounting height. Maximum calculated value = 3 fc
 Type I - Short - N/A

REPORT NUMBER: P867442
CATALOG NUMBER: MEM2-HTN-SA-40-730-U-T1

Luminous Intensity Polar Plot



— Vertical Plane Through 90-Deg Lateral - - - Horizontal Cone Through 67.5-Deg Vertical

REPORT NUMBER: P867442
 CATALOG NUMBER: MEM2-HTN-SA-40-730-U-T1

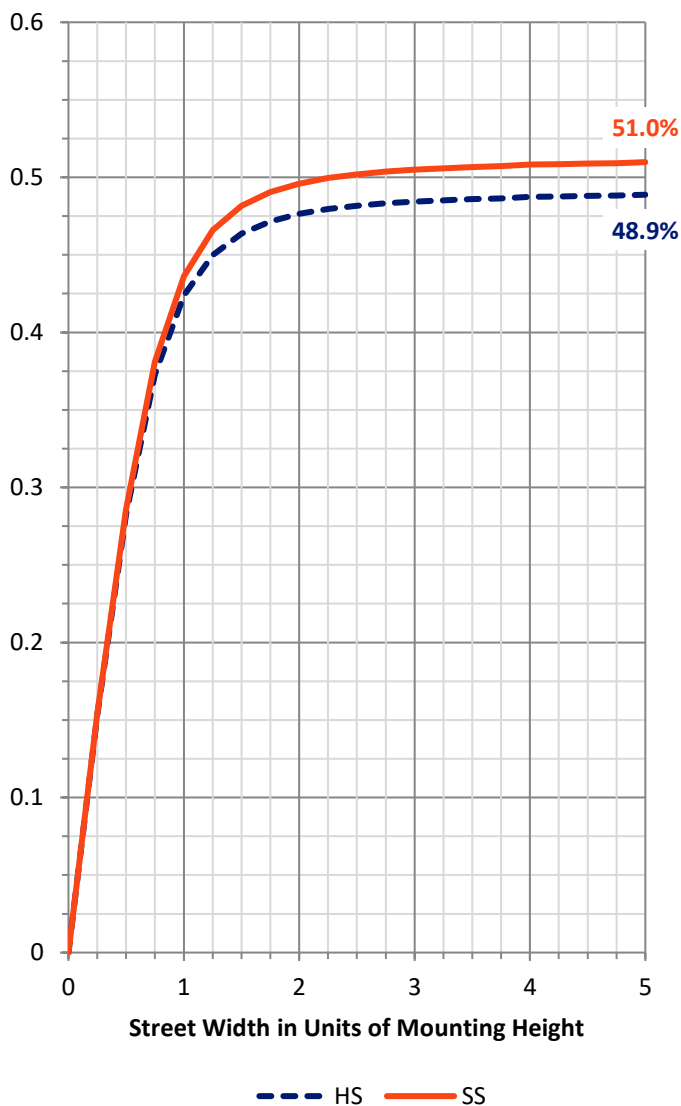
FLUX DISTRIBUTION:

		Downward	Upward	Total
House Side	Lumens	2383.5	0.0	2383.5
	% Fixture	49.1	0.0	49.1
Street Side	Lumens	2469.7	0.0	2469.7
	% Fixture	50.9	0.0	50.9
Total	Lumens	4853.1	0.0	4853.1
	% Fixture	100.0	0.0	100.0

Coefficient of Utilization

ZONAL LUMENS:

Zone	Lumens	% Fixture
0°-10°	113.3	2.3
10°-20°	340.6	7.0
20°-30°	563.6	11.6
30°-40°	747.3	15.4
40°-50°	842.6	17.4
50°-60°	863.8	17.8
60°-70°	815.8	16.8
70°-80°	500.6	10.3
80°-90°	65.5	1.3
90°-100°	0.0	0.0
100°-110°	0.0	0.0
110°-120°	0.0	0.0
120°-130°	0.0	0.0
130°-140°	0.0	0.0
140°-150°	0.0	0.0
150°-160°	0.0	0.0
160°-170°	0.0	0.0
170°-180°	0.0	0.0
0°-90°	4853.1	100.0
0°-180°	4853.1	100.0



REPORT NUMBER: P867442

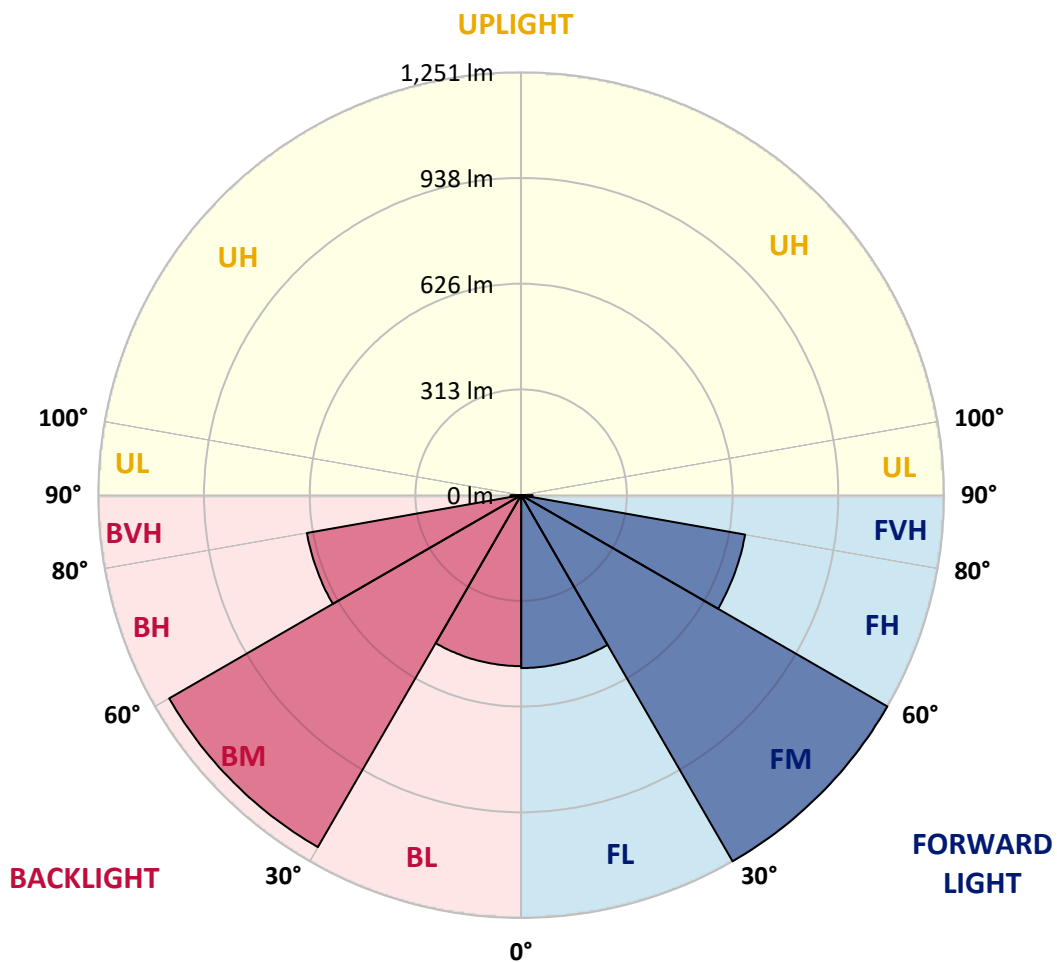
CATALOG NUMBER: MEM2-HTN-SA-40-730-U-T1

LUMINAIRE CLASSIFICATION SYSTEM LUMEN TABLE AND BUG RATING:

Zone	Lumens	% Fixture	Zone Rating/Lumen Limit		
			B	U	G
FL (0°-30°)	511.7	10.5			
FM (30°-60°)	1251.1	25.8			
FH (60°-80°)	672.8	13.9			G1/1800
FVH (80°-90°)	34.1	0.7			G1/100
BL (0°-30°)	505.8	10.4	B2/1000		
BM (30°-60°)	1202.7	24.8	B2/2500		
BH (60°-80°)	643.6	13.3	B2/1000		G2/1000
BVH (80°-90°)	31.4	0.6			G1/100
UL (90°-100°)	0.0	0.0		U0/0	
UH (100°-180°)	0.0	0.0		U0/0	

BUG Rating: B2-U0-G2

Type I Short





REPORT NUMBER: P867442
 CATALOG NUMBER: MEM2-HTN-SA-40-730-U-T1

CANDELA DISTRIBUTION (FULL):

	0°	5°	15°	25°	35°	45°	55°	65°	75°	85°	89°
0°	1182.5	1182.5	1182.5	1182.5	1182.5	1182.5	1182.5	1182.5	1182.5	1182.5	1182.5
2.5°	1187.1	1187.1	1184.3	1179.7	1178.7	1179.7	1185.3	1182.5	1182.5	1183.4	1182.5
5°	1187.1	1187.1	1185.3	1180.6	1180.6	1180.6	1187.1	1184.3	1185.3	1186.2	1186.2
7.5°	1189.0	1189.0	1187.1	1183.4	1183.4	1183.4	1192.7	1190.8	1190.8	1193.6	1191.8
10°	1193.6	1191.8	1189.9	1190.8	1188.0	1192.7	1197.4	1198.3	1202.0	1203.9	1203.0
12.5°	1193.6	1191.8	1187.1	1192.7	1192.7	1199.2	1205.8	1209.5	1214.1	1214.1	1214.1
15°	1188.0	1186.2	1182.5	1191.8	1195.5	1203.9	1213.2	1218.8	1227.2	1227.2	1226.3
17.5°	1181.5	1178.7	1176.9	1190.8	1199.2	1210.4	1224.4	1231.8	1241.2	1242.1	1240.2
20°	1169.4	1168.5	1169.4	1188.0	1203.0	1218.8	1235.6	1245.8	1257.9	1261.7	1258.9
22.5°	1156.4	1156.4	1160.1	1185.3	1208.5	1230.0	1252.3	1265.4	1277.5	1281.2	1277.5
25°	1138.7	1138.7	1146.1	1175.9	1210.4	1242.1	1268.2	1285.9	1297.1	1300.8	1298.9
27.5°	1111.6	1111.6	1120.0	1157.3	1204.8	1251.4	1285.0	1305.5	1317.6	1321.3	1319.4
30°	1073.4	1071.6	1082.8	1129.3	1194.6	1261.7	1304.5	1326.0	1341.8	1344.6	1341.8
32.5°	1012.9	1015.7	1032.4	1091.1	1177.8	1268.2	1327.8	1353.0	1370.7	1376.3	1374.4
35°	939.3	943.9	967.2	1042.7	1146.1	1267.3	1352.0	1382.8	1406.1	1413.5	1412.6
37.5°	851.7	858.2	887.1	975.6	1098.6	1253.3	1374.4	1416.3	1447.1	1456.4	1458.3
40°	755.7	762.2	799.5	897.3	1034.3	1220.7	1387.5	1454.5	1495.5	1514.2	1517.0
42.5°	654.1	665.3	710.0	805.1	957.0	1168.5	1387.5	1491.8	1542.1	1576.6	1579.4
45°	556.3	565.6	619.6	712.8	874.0	1101.4	1371.6	1529.1	1605.5	1665.1	1663.3
47.5°	471.5	474.3	523.7	617.8	781.8	1025.0	1339.0	1562.6	1672.6	1751.8	1768.6
50°	383.9	390.4	432.4	525.5	687.7	941.1	1284.0	1584.1	1741.5	1861.7	1883.2
52.5°	322.4	323.3	355.0	440.7	589.8	839.6	1217.9	1589.7	1807.7	1981.0	2007.1
55°	262.8	267.4	294.4	358.7	495.7	739.9	1132.1	1581.3	1868.3	2096.6	2145.0
57.5°	225.5	226.4	246.0	297.2	418.4	633.6	1037.1	1553.3	1918.6	2224.2	2285.7
60°	193.8	193.8	208.7	247.9	338.2	530.2	925.3	1503.9	1946.5	2361.2	2450.6
62.5°	168.7	169.6	182.6	211.5	281.4	437.9	802.3	1426.6	1956.8	2493.5	2596.0
65°	152.8	153.7	161.2	180.8	232.0	355.9	676.5	1332.5	1942.8	2592.3	2725.5
67.5°	126.7	127.7	140.7	155.6	192.9	286.1	549.8	1202.0	1886.0	2623.0	2786.1
70°	96.9	99.7	117.4	133.2	160.3	228.3	422.1	1029.6	1749.9	2518.7	2686.4
72.5°	81.1	82.0	95.0	112.7	134.2	178.9	320.5	810.7	1543.1	2249.4	2435.7
75°	70.8	71.7	79.2	95.0	111.8	143.5	222.7	560.0	1230.9	1818.9	1989.4
77.5°	64.3	65.2	67.1	80.1	94.1	110.9	157.5	332.7	868.4	1390.3	1479.7
80°	61.5	61.5	56.8	66.2	77.3	86.7	105.3	191.0	557.2	937.4	1009.1
82.5°	43.8	42.9	39.1	41.0	47.5	47.5	54.0	79.2	213.4	396.0	429.6
85°	2.8	2.8	4.7	5.6	8.4	11.2	14.0	18.6	54.0	73.6	76.4
87.5°	0.9	0.9	0.9	0.9	0.9	1.9	1.9	1.9	2.8	3.7	3.7
90°	0.0	0.0	0.0	0.0	0.0	0.0	0.0	0.0	0.0	0.0	0.0



REPORT NUMBER: P867442

CATALOG NUMBER: MEM2-HTN-SA-40-730-U-T1

CANDELA DISTRIBUTION (continued):

	90°	95°	105°	115°	125°	135°	145°	155°	165°	175°	180°
0°	1182.5	1182.5	1182.5	1182.5	1182.5	1182.5	1182.5	1182.5	1182.5	1182.5	1182.5
2.5°	1181.5	1182.5	1182.5	1184.3	1186.2	1185.3	1184.3	1186.2	1183.4	1177.8	1176.9
5°	1185.3	1185.3	1184.3	1186.2	1188.0	1186.2	1184.3	1184.3	1182.5	1176.9	1175.9
7.5°	1192.7	1191.8	1191.8	1191.8	1191.8	1189.0	1186.2	1184.3	1181.5	1175.9	1173.1
10°	1203.0	1202.0	1201.1	1200.2	1195.5	1192.7	1188.0	1185.3	1181.5	1175.0	1173.1
12.5°	1214.1	1212.3	1210.4	1211.3	1202.0	1193.6	1189.0	1182.5	1179.7	1164.8	1162.0
15°	1225.3	1222.5	1221.6	1217.9	1208.5	1196.4	1187.1	1177.8	1168.5	1154.5	1149.8
17.5°	1240.2	1238.4	1232.8	1229.0	1216.0	1199.2	1185.3	1172.2	1160.1	1143.3	1140.5
20°	1257.9	1256.1	1250.5	1243.0	1226.3	1205.8	1186.2	1165.7	1150.8	1131.2	1126.6
22.5°	1277.5	1274.7	1270.0	1261.7	1240.2	1216.0	1189.0	1162.0	1139.6	1117.2	1114.4
25°	1298.0	1296.1	1291.5	1279.4	1256.1	1226.3	1189.0	1148.9	1121.0	1101.4	1093.0
27.5°	1317.6	1316.6	1311.0	1297.1	1272.8	1233.7	1180.6	1127.5	1090.2	1064.1	1058.5
30°	1342.7	1340.9	1334.3	1318.5	1291.5	1238.4	1163.8	1091.1	1044.6	1015.7	1007.3
32.5°	1373.5	1371.6	1362.3	1342.7	1313.8	1239.3	1139.6	1044.6	983.1	952.3	942.1
35°	1414.5	1410.8	1398.6	1375.3	1335.3	1230.0	1096.7	984.9	909.4	869.4	855.4
37.5°	1459.2	1454.5	1438.7	1409.8	1350.2	1204.8	1036.2	904.8	819.1	771.5	761.3
40°	1514.2	1507.7	1483.4	1443.4	1355.8	1161.0	968.1	822.8	731.5	679.3	667.2
42.5°	1583.1	1572.0	1532.8	1480.6	1344.6	1101.4	887.1	738.0	633.6	585.2	582.4
45°	1666.1	1648.4	1589.7	1517.0	1320.4	1026.8	801.4	642.9	543.2	495.7	483.6
47.5°	1763.9	1742.5	1655.8	1544.9	1272.8	950.4	709.1	550.7	459.4	410.9	401.6
50°	1872.0	1851.5	1725.7	1560.8	1221.6	861.0	618.7	468.7	377.4	337.3	337.3
52.5°	2003.4	1956.8	1792.8	1562.6	1143.3	762.2	532.1	388.6	316.8	281.4	274.0
55°	2143.1	2088.2	1853.4	1545.9	1062.3	671.8	438.9	323.3	260.0	234.8	228.3
57.5°	2298.8	2214.9	1897.2	1512.3	959.8	573.1	366.2	266.5	219.0	198.5	195.7
60°	2455.3	2347.2	1923.2	1455.5	850.7	481.7	304.7	222.7	188.2	173.3	170.5
62.5°	2600.7	2455.3	1925.1	1372.5	744.5	401.6	249.7	192.0	166.8	155.6	155.6
65°	2726.5	2545.7	1893.4	1266.3	609.4	322.4	205.9	162.1	145.4	133.2	130.5
67.5°	2788.0	2580.2	1837.5	1121.0	488.3	255.3	173.3	140.7	124.9	106.2	104.4
70°	2701.3	2480.5	1694.0	934.6	377.4	203.1	144.4	120.2	104.4	88.5	86.7
72.5°	2424.6	2214.9	1462.0	724.0	284.2	164.0	120.2	102.5	85.7	77.3	75.5
75°	1983.8	1842.2	1155.4	498.5	198.5	128.6	100.6	86.7	72.7	69.0	68.0
77.5°	1505.8	1369.8	844.2	312.2	136.0	100.6	85.7	73.6	63.4	66.2	64.3
80°	1005.4	943.0	560.9	177.0	91.3	73.6	65.2	54.0	48.5	55.9	54.0
82.5°	456.6	432.4	263.7	77.3	41.0	31.7	22.4	16.8	13.0	12.1	14.0
85°	76.4	67.1	18.6	8.4	4.7	2.8	1.9	1.9	0.9	0.9	0.9
87.5°	3.7	2.8	2.8	1.9	0.9	0.9	0.9	0.9	0.9	0.0	0.0
90°	0.0	0.0	0.0	0.0	0.0	0.0	0.0	0.0	0.0	0.0	0.0

LM-79-2019: Approved Method: Electrical and Photometric Measurements of Solid-State Lighting Products

Report Prepared for

Cooper Lighting Solutions

Streetworks

Report Number: SP1-2407-157-4

Test Date: 08/07/2024

Luminaire Tested: MEM2-HTN-SA-40-730-U-5WQ-2

Data in this report applies to families of products including MEM2-HTN-SA-40-730-U-5WQ-2

Test Information

Test Method: LM-79-2019
 Report Number: SP1-2407-157-4
 Test Lab: COOPER LIGHTING SOLUTIONS
 Photometer: SP1 - 76IN SPHERE
 Measurement Geometry: 4π
 Issue Date: 08/20/2024
 Manufacturer: COOPER LIGHTING SOLUTIONS
 Product Line: Streetworks
 Catalog Number: **MEM2-HTN-SA-40-730-U-5WQ-2**
 Description: Epic Modern Light Square 40W 5WQ Optic and Flare Trim

Spectral Parameters

CCT (K): 3057
 CIE u': 0.2487
 CIE v': 0.5199
 Duv: -0.0002
 CIE x: 0.4326
 CIE y: 0.4020
 CIE z: 0.1654
 Peak Wavelength (nm): 593
 Dominant Wavelength (nm): 582
 Purity: 50.50735
 Rf: 74.6
 Rg: 94

CRI (Ra):	71.7		
R1:	68.1	R9:	-34.8
R2:	82.0	R10:	58.5
R3:	93.5	R11:	62.5
R4:	67.5	R12:	47.5
R5:	67.2	R13:	70.7
R6:	74.9	R14:	96.4
R7:	77.4	R15:	60.0
R8:	43.1		



Test Conditions

Stabilization Time: 21M
 Operation Time: 1H 21M
 Sphere Temperature (°C): 24.2

REPORT NUMBER: SP1-2407-157-4

Measurement and Test Equipment			
Instrument	Identification Number	Calibration Date	Calibration Due Date
Photometer	IN0058	6/18/2024	12/18/2024
Power Meter	INXT2011004	2/8/2024	2/8/2025
AC Power Source	IN0063	10/24/2023	10/24/2024
DC Power Source	IN0208	10/24/2023	10/24/2024
Sphere Thermometer	IN0085	10/24/2023	10/24/2024
Room Thermometer	IN0046	10/24/2023	10/24/2024

REPORT NUMBER: SP1-2407-157-4

CIE 1931 Chromaticity Diagram



CIE 1931 Chromaticity Diagram with 2017 ANSI 7-Step and 4-Step Quadrangles



Point lies inside the ANSI 3000K 4-step quadrangle

REPORT NUMBER: SP1-2407-157-4

Photopic Flux vs. Wavelength



Photopic Lumens: NR

λ (nm)	Power W [^] /nm	Lumens (ϕ /nm)	λ (nm)	Power W [^] /nm	Lumens (ϕ /nm)	λ (nm)	Power W [^] /nm	Lumens (ϕ /nm)	λ (nm)	Power W [^] /nm	Lumens (ϕ /nm)	λ (nm)	Power W [^] /nm	Lumens (ϕ /nm)
360	0	NR	490	104	NR	620	818	NR	750	20	NR	880	1	NR
365	0	NR	495	135	NR	625	755	NR	755	17	NR	885	0	NR
370	0	NR	500	184	NR	630	691	NR	760	15	NR	890	0	NR
375	0	NR	505	247	NR	635	625	NR	765	13	NR	895	0	NR
380	0	NR	510	309	NR	640	561	NR	770	11	NR	900	0	NR
385	0	NR	515	369	NR	645	499	NR	775	9	NR	905	0	NR
390	0	NR	520	419	NR	650	441	NR	780	8	NR	910	0	NR
395	0	NR	525	460	NR	655	388	NR	785	7	NR	915	0	NR
400	1	NR	530	492	NR	660	338	NR	790	6	NR	920	0	NR
405	3	NR	535	524	NR	665	294	NR	795	5	NR	925	0	NR
410	7	NR	540	553	NR	670	253	NR	800	4	NR	930	0	NR
415	15	NR	545	588	NR	675	218	NR	805	4	NR	935	0	NR
420	31	NR	550	625	NR	680	188	NR	810	3	NR	940	0	NR
425	60	NR	555	670	NR	685	161	NR	815	3	NR	945	0	NR
430	107	NR	560	723	NR	690	139	NR	820	3	NR	950	0	NR
435	183	NR	565	780	NR	695	118	NR	825	2	NR	955	0	NR
440	289	NR	570	837	NR	700	100	NR	830	2	NR	960	0	NR
445	460	NR	575	894	NR	705	85	NR	835	2	NR	965	0	NR
450	646	NR	580	942	NR	710	73	NR	840	1	NR	970	0	NR
455	561	NR	585	976	NR	715	62	NR	845	1	NR	975	0	NR
460	331	NR	590	998	NR	720	53	NR	850	1	NR	980	0	NR
465	238	NR	595	1000	NR	725	45	NR	855	1	NR	985	0	NR
470	178	NR	600	990	NR	730	39	NR	860	1	NR	990	0	NR
475	120	NR	605	962	NR	735	33	NR	865	1	NR	995	0	NR
480	96	NR	610	925	NR	740	28	NR	870	1	NR	1000	0	NR
485	95	NR	615	873	NR	745	24	NR	875	1	NR			

REPORT NUMBER: SP1-2407-157-4

Scotopic Flux vs. Wavelength



Scotopic Lumens: NR

S/P: 1.23

λ (nm)	Power W [^] /nm	Lumens (ϕ /nm)	λ (nm)	Power W [^] /nm	Lumens (ϕ /nm)	λ (nm)	Power W [^] /nm	Lumens (ϕ /nm)	λ (nm)	Power W [^] /nm	Lumens (ϕ /nm)	λ (nm)	Power W [^] /nm	Lumens (ϕ /nm)
360	0	NR	490	104	NR	620	818	NR	750	20	NR	880	1	NR
365	0	NR	495	135	NR	625	755	NR	755	17	NR	885	0	NR
370	0	NR	500	184	NR	630	691	NR	760	15	NR	890	0	NR
375	0	NR	505	247	NR	635	625	NR	765	13	NR	895	0	NR
380	0	NR	510	309	NR	640	561	NR	770	11	NR	900	0	NR
385	0	NR	515	369	NR	645	499	NR	775	9	NR	905	0	NR
390	0	NR	520	419	NR	650	441	NR	780	8	NR	910	0	NR
395	0	NR	525	460	NR	655	388	NR	785	7	NR	915	0	NR
400	1	NR	530	492	NR	660	338	NR	790	6	NR	920	0	NR
405	3	NR	535	524	NR	665	294	NR	795	5	NR	925	0	NR
410	7	NR	540	553	NR	670	253	NR	800	4	NR	930	0	NR
415	15	NR	545	588	NR	675	218	NR	805	4	NR	935	0	NR
420	31	NR	550	625	NR	680	188	NR	810	3	NR	940	0	NR
425	60	NR	555	670	NR	685	161	NR	815	3	NR	945	0	NR
430	107	NR	560	723	NR	690	139	NR	820	3	NR	950	0	NR
435	183	NR	565	780	NR	695	118	NR	825	2	NR	955	0	NR
440	289	NR	570	837	NR	700	100	NR	830	2	NR	960	0	NR
445	460	NR	575	894	NR	705	85	NR	835	2	NR	965	0	NR
450	646	NR	580	942	NR	710	73	NR	840	1	NR	970	0	NR
455	561	NR	585	976	NR	715	62	NR	845	1	NR	975	0	NR
460	331	NR	590	998	NR	720	53	NR	850	1	NR	980	0	NR
465	238	NR	595	1000	NR	725	45	NR	855	1	NR	985	0	NR
470	178	NR	600	990	NR	730	39	NR	860	1	NR	990	0	NR
475	120	NR	605	962	NR	735	33	NR	865	1	NR	995	0	NR
480	96	NR	610	925	NR	740	28	NR	870	1	NR	1000	0	NR
485	95	NR	615	873	NR	745	24	NR	875	1	NR			

REPORT NUMBER: SP1-2407-157-4

Melanopic Flux vs. Wavelength



Melanopic Lumens: NR

M/P: 2.27

λ (nm)	Power W [^] /nm	Lumens (φ/nm)	λ (nm)	Power W [^] /nm	Lumens (φ/nm)	λ (nm)	Power W [^] /nm	Lumens (φ/nm)	λ (nm)	Power W [^] /nm	Lumens (φ/nm)	λ (nm)	Power W [^] /nm	Lumens (φ/nm)
360	0	NR	490	104	NR	620	818	NR	750	20	NR	880	1	NR
365	0	NR	495	135	NR	625	755	NR	755	17	NR	885	0	NR
370	0	NR	500	184	NR	630	691	NR	760	15	NR	890	0	NR
375	0	NR	505	247	NR	635	625	NR	765	13	NR	895	0	NR
380	0	NR	510	309	NR	640	561	NR	770	11	NR	900	0	NR
385	0	NR	515	369	NR	645	499	NR	775	9	NR	905	0	NR
390	0	NR	520	419	NR	650	441	NR	780	8	NR	910	0	NR
395	0	NR	525	460	NR	655	388	NR	785	7	NR	915	0	NR
400	1	NR	530	492	NR	660	338	NR	790	6	NR	920	0	NR
405	3	NR	535	524	NR	665	294	NR	795	5	NR	925	0	NR
410	7	NR	540	553	NR	670	253	NR	800	4	NR	930	0	NR
415	15	NR	545	588	NR	675	218	NR	805	4	NR	935	0	NR
420	31	NR	550	625	NR	680	188	NR	810	3	NR	940	0	NR
425	60	NR	555	670	NR	685	161	NR	815	3	NR	945	0	NR
430	107	NR	560	723	NR	690	139	NR	820	3	NR	950	0	NR
435	183	NR	565	780	NR	695	118	NR	825	2	NR	955	0	NR
440	289	NR	570	837	NR	700	100	NR	830	2	NR	960	0	NR
445	460	NR	575	894	NR	705	85	NR	835	2	NR	965	0	NR
450	646	NR	580	942	NR	710	73	NR	840	1	NR	970	0	NR
455	561	NR	585	976	NR	715	62	NR	845	1	NR	975	0	NR
460	331	NR	590	998	NR	720	53	NR	850	1	NR	980	0	NR
465	238	NR	595	1000	NR	725	45	NR	855	1	NR	985	0	NR
470	178	NR	600	990	NR	730	39	NR	860	1	NR	990	0	NR
475	120	NR	605	962	NR	735	33	NR	865	1	NR	995	0	NR
480	96	NR	610	925	NR	740	28	NR	870	1	NR	1000	0	NR
485	95	NR	615	873	NR	745	24	NR	875	1	NR			

Summary

$R_f = 74.6$
 $R_g = 94$
 $CIE R_a = 71.7$
 $R_9 = -34.8$



Color Vector Graphics



Individual Sample Fidelity Index ($R_{f,i}$)

CES01 = 86	CES26 = 65	CES51 = 87	CES76 = 58
CES02 = 62	CES27 = 89	CES52 = 85	CES77 = 76
CES03 = 31	CES28 = 84	CES53 = 77	CES78 = 61
CES04 = 71	CES29 = 68	CES54 = 85	CES79 = 86
CES05 = 49	CES30 = 83	CES55 = 84	CES80 = 83
CES06 = 51	CES31 = 71	CES56 = 74	CES81 = 73
CES07 = 41	CES32 = 64	CES57 = 74	CES82 = 93
CES08 = 40	CES33 = 78	CES58 = 75	CES83 = 91
CES09 = 29	CES34 = 75	CES59 = 85	CES84 = 88
CES10 = 76	CES35 = 87	CES60 = 90	CES85 = 75
CES11 = 59	CES36 = 92	CES61 = 81	CES86 = 64
CES12 = 65	CES37 = 84	CES62 = 89	CES87 = 77
CES13 = 43	CES38 = 92	CES63 = 75	CES88 = 80
CES14 = 74	CES39 = 96	CES64 = 65	CES89 = 67
CES15 = 71	CES40 = 92	CES65 = 64	CES90 = 80
CES16 = 47	CES41 = 93	CES66 = 60	CES91 = 78
CES17 = 50	CES42 = 86	CES67 = 58	CES92 = 56
CES18 = 56	CES43 = 77	CES68 = 66	CES93 = 73
CES19 = 73	CES44 = 99	CES69 = 75	CES94 = 49
CES20 = 66	CES45 = 85	CES70 = 60	CES95 = 66
CES21 = 87	CES46 = 81	CES71 = 56	CES96 = 76
CES22 = 79	CES47 = 86	CES72 = 85	CES97 = 82
CES23 = 92	CES48 = 75	CES73 = 52	CES98 = 76
CES24 = 91	CES49 = 79	CES74 = 95	CES99 = 64
CES25 = 73	CES50 = 86	CES75 = 60	



Color Rendition by Hue-Angle Bin



Measure Comparisons



(END OF REPORT)